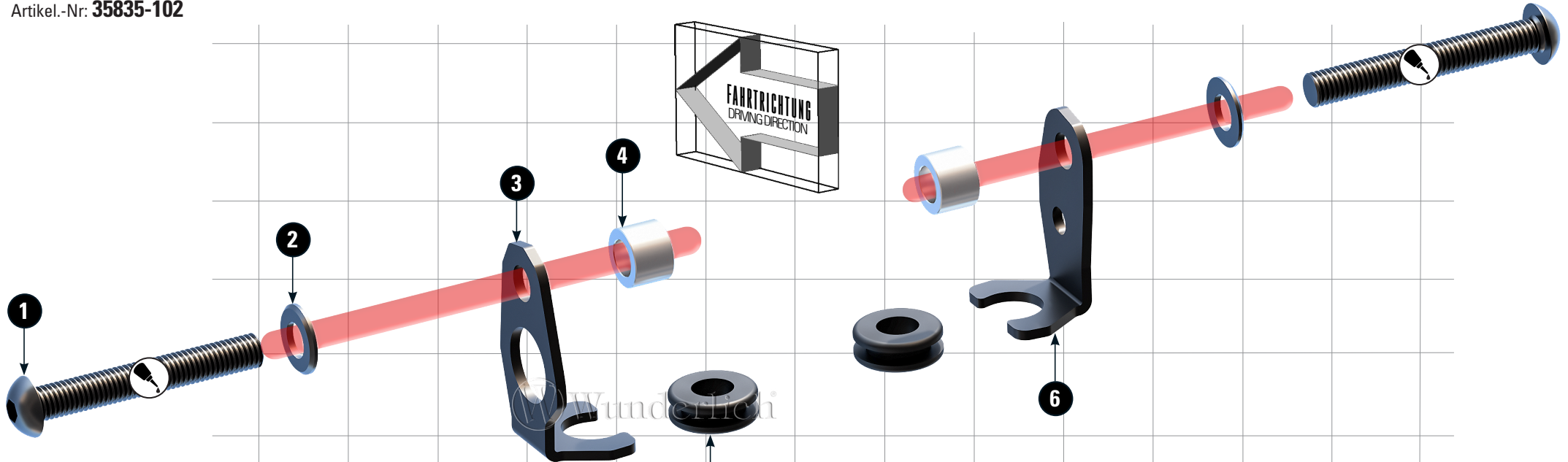









# ANBAUSATZ ORIG. ZUSATZSCHEINWERFER

Mounting kit original additional headlights | Kit de montage des phares supplémentaires d'origine | Kit de montaje de faros adicionales originales | Kit di montaggio fari supplementari originali

Artikel.-Nr: 35835-102




## LEGENDE/KEY/FILE LÉGENDE

-  **Anbau Tipp**  
Fitting tip  
Astuce de montage
-  **Achtung**  
Attention  
Attention
-  **Vergrößerung**  
Magnification  
Grossissement
-  **Montagepaste**  
Fitting lubricant  
Lubrifiant de montage
-  **Schraube**  
Screw  
Vis
-  **Schraubensicherung**  
Thread locking fluid  
Freiniflets
-  **Drehmoment**  
Torque  
Torque

| # | BEZEICHNUNG /<br>DESCRIPTION       | DE<br>EN<br>FR | Die Farben der Abbildungen dienen nur der Veranschaulichung.<br>The colors are for illustrating purposes only.<br>Les couleurs utilisées sont à titre indicatif seulement. | DIN       | ISO       | MENGE<br>QUANTITY |
|---|------------------------------------|----------------|--|-----------|-----------|-------------------|
| 1 | Linienkopfschraube / panhead screw | M10 x 70       | 56,0Nm   | 7380Z10.9 | 7380Z10.9 | 2                 |
| 2 | U-Scheibe / washer                 | M10            |  | 125SA2    | 7089SA2   | 2                 |
| 3 | linker Halter / left bracket       |                |  |           |           | 1                 |
| 4 | Hülse / sleeve                     |                |  |           |           | 2                 |
| 5 | Kabeltülle / cable grommet         |                |  |           |           | 2                 |
| 6 | rechter Halter / right bracket     |                |  |           |           | 1                 |



**AN DER MARKIERUNG AUFSCHNEIDEN.**  
-EN Cut cable grommet at the marking.  
-FR Coupez le passe-câble au niveau du marquage.



M10x70  
56Nm